



STUDIO

Intense colours
clothe the relaxed
atmosphere of a
home where
harmony reigns,
where interiors and
exteriors commune
in natural light.



Studio Peltro 100x100 R11 19 mm rect. Studio Peltro 60x60 R11 19 mm rect. Special Pieces R11 19 mm



Studio Peltro 100x100 R11 19 mm rect




Studio Verderame 120x120 rect Studio Verderame 60x60 R11 19 mm rect



Studio Verderame 60x60 R11 19 mm rect Studio Verderame 120x120 rect

...GIVE SHAPE TO YOUR IDEAS

Six colours, six sizes and two surface finishes to cover floors and walls in contemporary spaces and in renovated rooms. Two sizes with grip finish and a thickness of 19 mm dedicated to outdoor design. STUDIO lets your creativity run wild and inspires infinite installation layouts and colour combinations, which may be further enhanced with original decorative proposals that broaden the customisation options of each space.

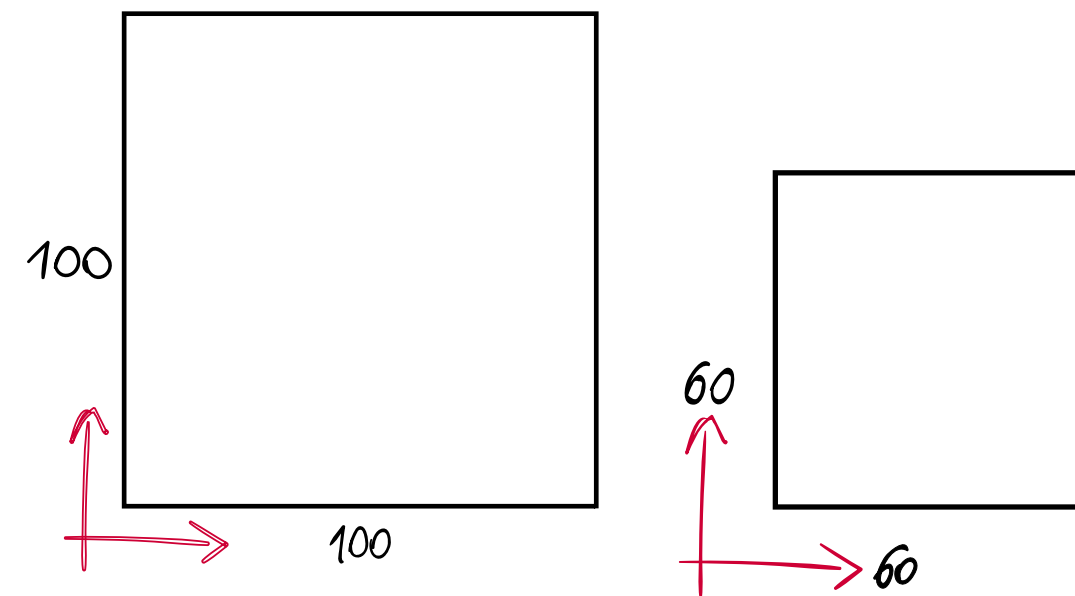


Studio features 8 different patterns for the 100x100, and many others for the 60x60 to create a varied and original ensemble.

2 SIZES

100x100 60x60

19 mm - $13/16$ "



STUDIO



STUDIO PERLA

STUDIO PELTRO

STUDIO VERDERAME



STUDIO TERRACOTTA

STUDIO SABBIA



8,5 mm
thickness


100x100 rect R11



10 mm
thickness




60x60 rect R11

19MM



19 mm
thickness

100x100 R11 rect



60x60 R11 rect

STUDIO IN&OUT



19 mm
thickness



Perla
100x100 R11 rect
60x60 R11 rect

Peltro
100x100 R11 rect
60x60 R11 rect

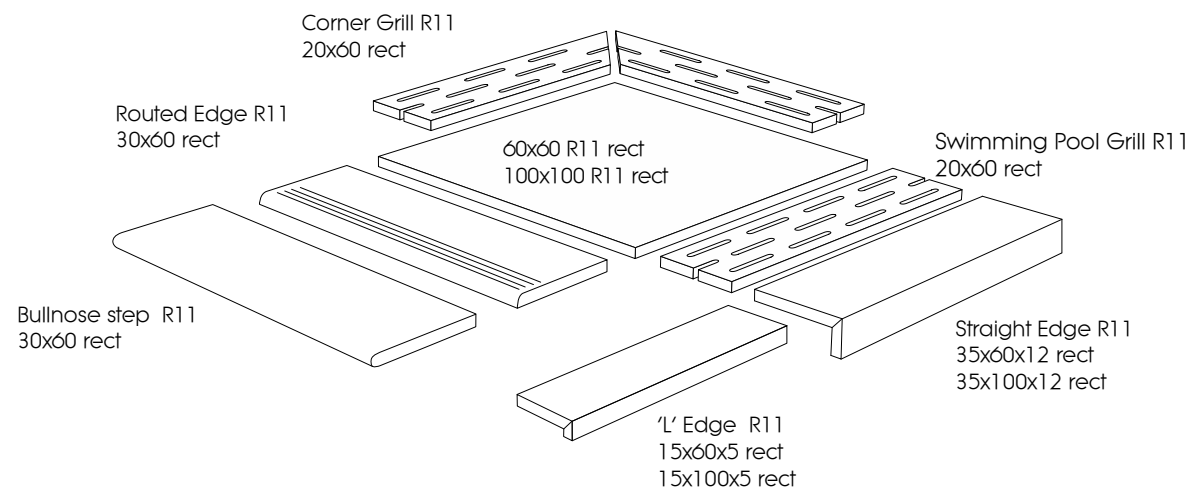
Verderame
100x100 R11 rect
60x60 R11 rect



Terracotta
100x100 R11 rect
60x60 R11 rect


Sabbia
100x100 R11 rect
60x60 R11 rect

Trims



Complete range

GLAZED PORCELAIN STONEWARE WITH COLOURED BODY



1 TRADITIONAL LAYING WITH GLUE

1 LAYING WITH GLUE FOR CARRIAGEABLE PATH

2 DRY INSTALLATION ONTO GRAVEL OR SAND

3 DRY INSTALLATION ONTO GRASS

4 INSTALLATION USING A RAISED STRUCTURE

4 INSTALLATION USING A DRAINING RAISED STRUCTURE

Packing

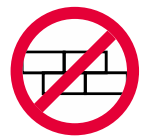
	BOX			PALLET		
	PCS	SQM	KGS	BOXES	KGS	SQM
120x120 RECT	1	1,44	32,00	40	57,60	1296
100x100 RECT/RECT R11	1	1,00	20,65	42	42,00	883
80x80 RECT	2	1,28	28,50	40	51,20	1.156
60x120 RECT	2	1,44	32,00	30	43,20	976
60x60 RECT/RECT R11	3	1,08	24,00	40	43,20	976
30x60 RECT	6	1,08	24,00	40	43,20	976

TECHNICAL NOTES

All sizes are nominal. Rovic Tiles reserves the right to modify the information and the characteristics illustrated in this catalogue (which are in any case not legally binding) at any moment. The colours and appearance features of the products are as close as possible to reality, within the limitation of the printing process.

LAYING SUGGESTIONS

Lay some pieces of product (at least 3 sqm) to check the overall effect. Lay the material taking it from several boxes and carefully check its size accuracy, shade and material sorting. • Suggested laying using same colour. For rectified tile minimum 2mm - grout joint is recommended both for same size and modular pattern installations. • However, the designers has to establish the correct way of application of the tiles depending on the structure and the foreseen utilization of the floor.



When laying, you are recommended not to stagger the strips by more than 25% of the length.

EN 14411:2012

Dry pressed ceramic tile, with water absorption $E_s \leq 0,5\%$, for internal and external floorings.



GLAZED PORCELAIN STONE WITH COLOURED BODY

Icon	Physical chemical properties	Standard of test	Mean value		
			STUDIO		
	Dimensions	ISO 10545 - 2	STUDIO		
	Length and width		W	$\pm 0,5\% \pm 2 \text{ mm}$	
			10 test	$\pm 0,5\% \pm 2 \text{ mm}$	
	Thickness			$\pm 5\% \pm 0,5 \text{ mm}$	
	Straightness of sides			$\pm 0,3\% \pm 1,5 \text{ mm}$	
	Rectangularity			$\pm 0,3\% \pm 1,5 \text{ mm}$	
Surface flatness	ISO 10545-2	$\pm 0,3\% \pm 1,5 \text{ mm}$			
	ASTM C 485	Warpage diagonal/edge $\pm 0,4\%$			
	Water absorption	ISO 10545 - 3	$E \leq 0,1\% \text{ Bla GL}$		
	Frost resistance	ISO 10545 - 12	Resistant		
	Scratch hardness (MOHS scale)	EN 101	MOHS > 6		
	Resistance to surface abrasion of glazed tiles	ISO 10545 - 7	Studio Corvino Class 3	Studio Terracotta, Studio Peltro, Studio Verderame, Studio Perla, Studio Sabbia Class 4	
	Resistance to household chemicals	ISO 10545 - 13	Class A - LA - HA		
	Resistance to low concentrations of acids and bases				
	Resistance to stains of glazed tiles	ISO 10545 - 14	Class 5		
	Bending strength	Modulus of rupture	$R \geq 35 \text{ N/mm}^2$		
		Breaking of rupture	$S \geq 1300 \text{ N}$		
	Anti-slip properties	DIN 51130	R10	R11	
		B.C.R.A. REP. CEC. 6/81	$0,40 \leq \mathcal{M} \leq 0,74$	$0,40 \leq \mathcal{M} \leq 0,74$	
		DIN 51097 DCOF Acu Test	Class B	Class C	
			$\mathcal{M} \geq 0,42$		



HEAD OFFICE
E6 Chaucer Business Park
Watery Lane
KEMSING
TN15 6YP
01732 763167
info@rovic.co.uk

367 Blandford Road
BECKENHAM
BR3 4NW
020 8658 7272
beckenham@rovic.co.uk

The Vault
8-11 St Johns Lane
Clerkenwell
LONDON
EC1M 4BF
clerkenwell@rovic.co.uk

51 High Street
WEST MALLING
ME19 6QH
01732 848250
westmalling@rovic.co.uk

www.rovic.co.uk